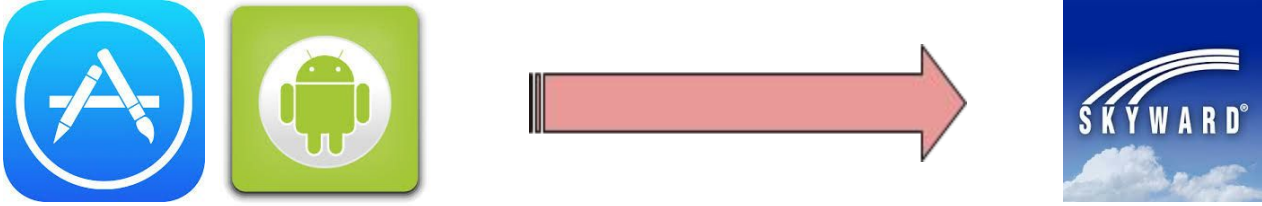


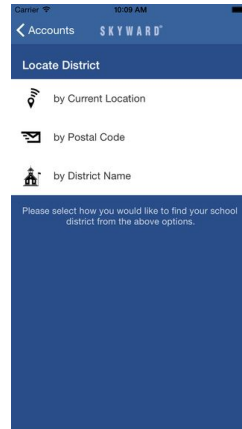
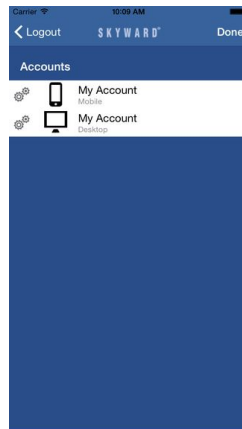
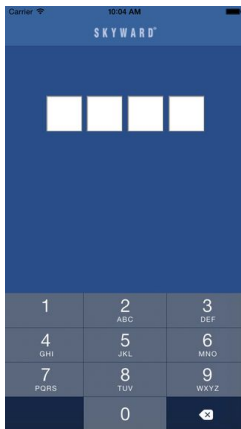
Skyward Mobile Access App -- Family Access



This will allow you to connect more conveniently to your child's vital information such as attendance and grades, and then even more as your child progresses through school. With the app, this can be done without having to enter a URL and login/password each time.

After downloading/installing the free Skyward Mobile Access from the app store, the next step is to look up **Bay City Public Schools** by GPS location, zip code, or district name. (Screen 3 below)

Once found, simply click the appropriate district and **enter your Skyward login and password** information. The connection information is then stored on your mobile device so you are automatically connected and your account is authenticated each time you click on the Skyward Mobile Access icon.



Report Cards might say
Portfolios - same thing

Browse the categories. "Back" button is at top right.

Can change passcode and lock preferences in "Settings"

Record your 4 digit code for your records: _____

Skyward Access-- Desktop

1. Search:

<https://skyward1.baisd.net/scripts/wsisa.dll/WService=BCPwsEApplus/seplog01.w>

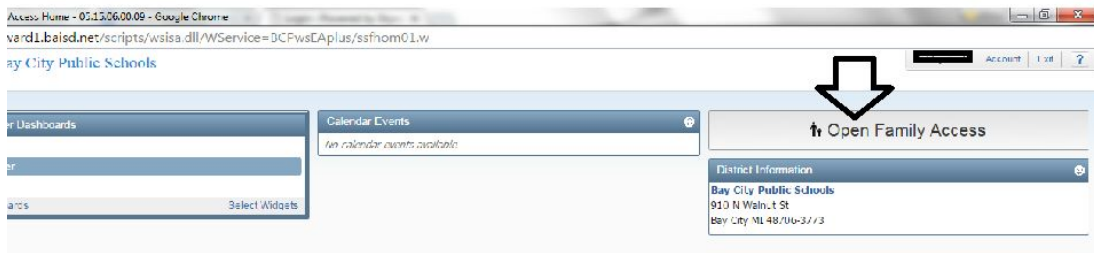


*Bookmark this page to access Skyward easily!

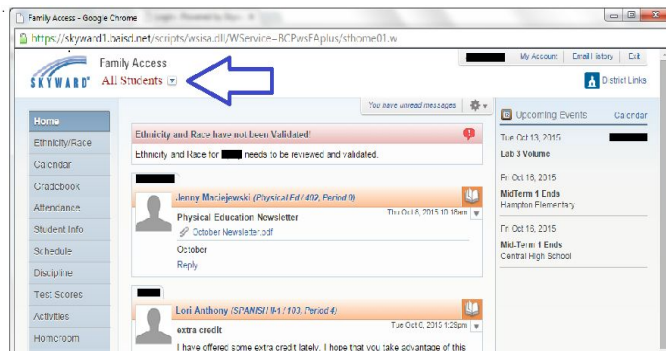
*Your login will only work if the Skyward site says "Bay City Public Schools".

2. Log in using your login ID and password that you received when you arrived.

3. Open Family Access:



4. All Students:



5. Explore:

*Gradebook

*Attendance

*Student Info

*Calendar

*Academic History

*Login History

6. Questions?